



Banking Industry
Architecture Network

BIAN
How-to Guide

Introduction to BIAN

Organization

| Authors | | |
|----------------|-------------|---------|
| Role | Name | Company |
| BIAN Architect | Guy Rackham | BIAN |

| Status | | | |
|----------|--------------|-------------------------|---------------------|
| Status | Date | Actor | Comment / Reference |
| DRAFT | October 2018 | | Updates |
| Approved | | Architectural Committee | |

| Version | | |
|---------|----------------------|--------------|
| No | Comment / Reference | Date |
| 7.0 | First edited version | October 2018 |

Copyright

© Copyright 2018 by BIAN Association. All rights reserved.

THIS DOCUMENT IS PROVIDED "AS IS," AND THE ASSOCIATION AND ITS MEMBERS, MAKE NO REPRESENTATIONS OR WARRANTIES, EXPRESS OR IMPLIED, INCLUDING BUT NOT LIMITED TO, WARRANTIES OF MERCHANTABILITY, FITNESS FOR A PARTICULAR PURPOSE, NONINFRINGEMENT, OR TITLE; THAT THE CONTENTS OF THIS DOCUMENT ARE SUITABLE FOR ANY PURPOSE; OR THAT THE IMPLEMENTATION OF SUCH CONTENTS WILL NOT INFRINGE ANY PATENTS, COPYRIGHTS, TRADEMARKS OR OTHER RIGHTS.

NEITHER THE ASSOCIATION NOR ITS MEMBERS WILL BE LIABLE FOR ANY DIRECT, INDIRECT, SPECIAL, INCIDENTAL OR CONSEQUENTIAL DAMAGES ARISING OUT OF OR RELATING TO ANY USE OR DISTRIBUTION OF THIS DOCUMENT UNLESS SUCH DAMAGES ARE CAUSED BY WILFUL MISCONDUCT OR GROSS NEGLIGENCE.

THE FOREGOING DISCLAIMER AND LIMITATION ON LIABILITY DO NOT APPLY TO, INVALIDATE, OR LIMIT REPRESENTATIONS AND WARRANTIES MADE BY THE MEMBERS TO THE ASSOCIATION AND OTHER MEMBERS IN CERTAIN WRITTEN POLICIES OF THE ASSOCIATION.

Table of Contents

- 1 The BIAN How-to Guide 6**
 - 1.1 Introduction to BIAN 6
 - 1.2 The BIAN How-to Guide - Contents 7
 - 1.3 A Different Approach to a Well Established Problem 8
- 2 BIAN How-to Guide - Design Principles & Techniques12**
 - 2.1 Document Introduction.....12
 - 2.1.1 Business Functional Capacity Partitions.....12
 - 2.1.2 Modeling Real World Behaviors13
 - 2.1.3 The BIAN Standard can be Interpreted in Different Situations15
- 3 BIAN How-to Guide – Developing Content16**
 - 3.1 Document Introduction.....16
 - 3.1.1 The BIAN Standard is Captured in the BIAN SOA Framework17
 - 3.1.2 Business Behavior is modeled using Service Domains17
 - 3.1.3 Service Domain Interactions.....19
- 4 BIAN How-to Guide – Applying the BIAN Standard21**
 - 4.1 Document Introduction.....21
 - 4.1.1 Using BIAN Specifications as a High Level Implementation Design22
 - 4.1.2 Assembling a Representative Enterprise Blueprint.....22
 - 4.1.3 An Enterprise Blueprint is a Framework for Analysis23

Table of Figures

- Figure 1: Comparing business & city planning 9
- Figure 2: Building without a plan - shanty town and application portfolio10
- Figure 3: Migrating to a well architected application map.....10
- Figure 4: Design principles and techniques12
- Figure 5: Developing Content.....16
- Figure 6: Applying the BIAN standard.....21

1 The BIAN How-to Guide

1.1 Introduction to BIAN

The Banking Industry Architecture Network (BIAN) is an association of banks, solution providers and educational institutions with the shared aim of defining a semantic service operation standard for the banking industry. BIAN's expectation is that a standard definition of the business functions and service interactions that describe the general internal workings of any bank will be a significant benefit to the industry. When compared to a proliferation of proprietary designs such an industry standard provides the following main benefits:

- it enables the more efficient and effective development and integration of software solutions for banks
- it improves the operational efficiency within banks and provides the opportunity for greater solution and capability re-use within and among banks
- it supports the adoption of more flexible business service sourcing models and enhances the evolution and adoption of shared 3rd party business services

BIAN refers to the collection of designs that make up its industry standard as the BIAN Service Landscape. The BIAN Service Landscape's development is iterative, relying on the active contribution of industry participants to build consensus and encourage adoption. BIAN coordinates the evolution the BIAN Service Landscape on behalf of its membership with regular version releases to the industry and seeks feedback to help continually expand and refine its content.

The main BIAN documents that make up the BIAN standard include:

- The high level BIAN reference map: the BIAN Service Landscape (and supporting service domain definitions)
- The BIAN How-to Guide series (a collection of documents targeting different audiences)
- The BIAN Metamodel and Supporting Definition
- BIAN Business Scenario Definitions
- BIAN Service Domain Definitions and their semantic service operations
- The BIAN business vocabulary
- The emerging BIAN Business Object Model
- With release V7.0 BIAN has introduced an API Directory with sample content. The BIAN API directory service is described in other documentation

The BIAN standard is published in a UML repository, an HTML read-only version of which is freely available on the BIAN website (<https://bian.org/>). In addition a collection of supporting documents is maintained and released with each published version of the BIAN standard including this 'How-to Guide' series.

Note that the collection of BIAN design documents is often referred to as the 'BIAN Service Landscape' by the membership. The more formal name is the BIAN SOA Framework and it is more fully described in the second document of the BIAN 'How-to Guide – Developing Content.'

The following process is in place to receive and process your feedback:

1. BIAN members are encouraged to provide feedback by using the BIAN Wiki, to the Architectural Committee, Service Landscape Team or via their Workgroup representatives
2. Non-members are invited to post their suggestions by using our website www.bian.org
3. Feedback can also be posted to how-to.guide@bian.org

1.2 The BIAN How-to Guide - Contents

The BIAN How-to Guide describes BIAN's working practices. It is presented as a series of three main reference documents in addition to this introduction and overview document:

BIAN How-to Guide – Design Principles & Techniques – This is intended for business and technical architects. It explains the theory and design practices for those wishing to understand and review the BIAN approach

BIAN How-to Guide – Developing Content – This is intended for BIAN working group members. It explains the current working approach and the various tools and templates used to capture BIAN standard content

BIAN How-to Guide – Applying the BIAN standard – This is intended for members and other financial institutions wishing to apply the BIAN design content in various technical deployment situations

Each document targets a specific audience. This introduction summarizes the goals of the BIAN standard and provides a general context for reviewing the more detailed documents. It also presents an outline of the three main documents of the series so that different audiences can identify the correct document to review for their particular needs.

In addition to the general how to guides BIAN publishes and maintains a fourth guide:

BIAN Semantic API How To Guide – this outlines how the BIAN standard and related content can be used to provide high-level designs for application program interface (API) development. A practitioner guide is provided along with an API developer portal facility.

Access to the BIAN API developer portal and associated practitioner guides can be obtained through the BIAN website

Disclaimer

The BIAN How-to Guide is a collection of working documents that BIAN maintains to reflect the current design principles, techniques and approaches in use by the BIAN membership. The content of the BIAN 'How-to Guide' is updated with each major release as new insights are obtained and the working practices within BIAN are improved.

BIAN does not certify the accuracy or suitability of these documents for any specific purpose. The guides are informal papers that are published to support and explain the BIAN standard and to seek constructive comments/feedback from the industry.

1.3 A Different Approach to a Well Established Problem

Many banking industry participants including the founding members of BIAN have frequently observed a common and enduring problem: excessive complexity in most Banks' application portfolios. This complexity results in inflexible/unresponsive systems, inflated enhancement, maintenance and operational costs; and an inability to leverage rapidly evolving advanced solutions, technologies, approaches and business models.

BIAN set out to address this issue by developing a common industry standard to define functional partitions and service operations that could be used inside any bank with the anticipated benefits noted earlier. However, the BIAN objective raises a key question: why should the BIAN model and approach be any better than previous attempts to address application portfolio complexity?

At the core of BIAN's proposition is the adoption of a functional capacity oriented approach to architecting the systems that support the bank. This approach is fundamentally different from the prevailing 'process-centric' designs. To underscore this critical difference a comparison can be made with architectural disciplines when applied to the highly tangible problem of designing the layout of a city as opposed to the much less tangible design of a commercial enterprise such as a bank.

Any design is a combination of the *ingredients* that are used and the *behaviors* that the design is intended to support. The ingredients relate to static or persistent things that are 'deployed' and the behaviors refer to more dynamic patterns of desired responses to anticipated events or triggers. An architect develops an overall design based on an understanding as to how the ingredients need to be configured to support the intended behaviors. In the case of the city designer this is a town plan. The ingredients seen in the town plan are the buildings, parks and communications infrastructure that needs to be in place to support the anticipated behaviors of the town's inhabitants. These behaviors could be traced as journeys or 'days in a life' on the town plan.

Comparing building architecture as practiced by the city planner and business architecture as might be used to design the applications for a bank reveals an

important shortfall in the arsenal of tools for business architects. This is illustrated in the following figure.

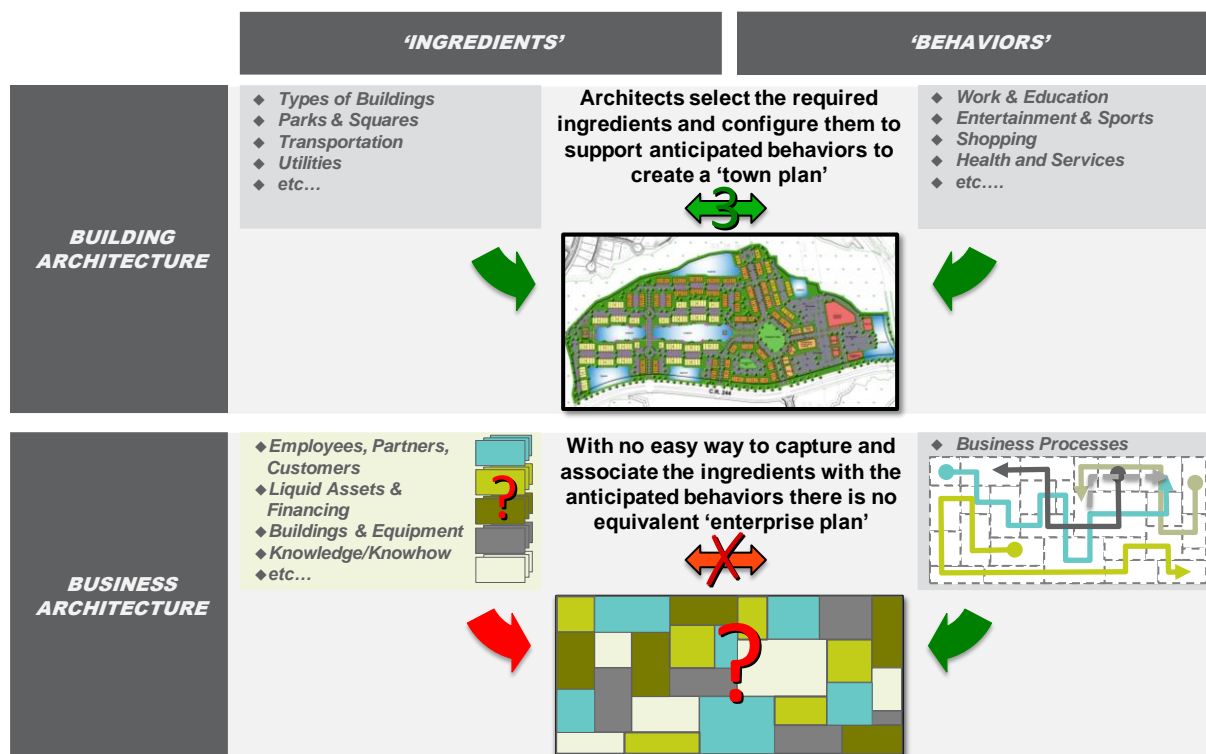


Figure 1: Comparing business & city planning

The ingredients that make up the bank are not tangible things like buildings and roads, they are the far less tangible business functional capacities that a bank must establish to be able to execute business. The behaviors that are modeled as journeys through the town are the business processes that the bank supports. Business architects have extensive experience modeling processes but only in isolation. The gap for the business architect is defining the generic capability building blocks that they would select and configure to create the town plan equivalent for the bank. These functional capacities would in different combinations and sequences then support those more familiar processes.

The result of building in a city without a governing town plan is a shanty town – buildings and roads are put up as and when they are needed. Over time chaos is inevitable. Without a town plan for business, systems built to meet the immediate needs of the processes as they are today lead eventually to the same inevitable chaos in terms of overlapping and redundant applications, as shown in the figure below.

A city where new construction is not coordinated with a town plan...



An enterprise where application development is not coordinated with an enterprise plan...

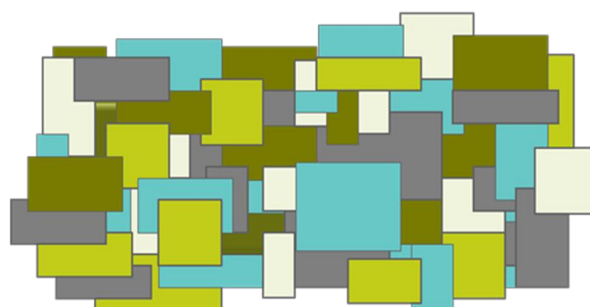


Figure 2: Building without a plan - shanty town and application portfolio

The problem of application complexity goes much further than the obvious problem of redundancy in the overlapping applications. It is greatly exacerbated when the applications have to interact with each other. Every application has its own specific scope and boundary and every point-to-point connection is unique. As the application portfolio grows to several hundred overlapping systems it is not surprising that adding or enhancing any system becomes an exercise in tracing these highly complex dependencies.

The functional partitions of the BIAN standard define discrete non-overlapping business functional capacity building blocks. The BIAN Service Landscape seeks to identify all possible 'elemental' business functional partitions that might make up any bank. A plan for part or all of a bank assembled using the BIAN partitions creates the same organizing blueprint as the town plan – eliminating overlaps and defining standard connections. The next Figure shows how BIAN anticipates that as the standard is established and adopted, banks will be able to progressively rationalize their application portfolios to eliminate the redundancy and the associated operational complexity.

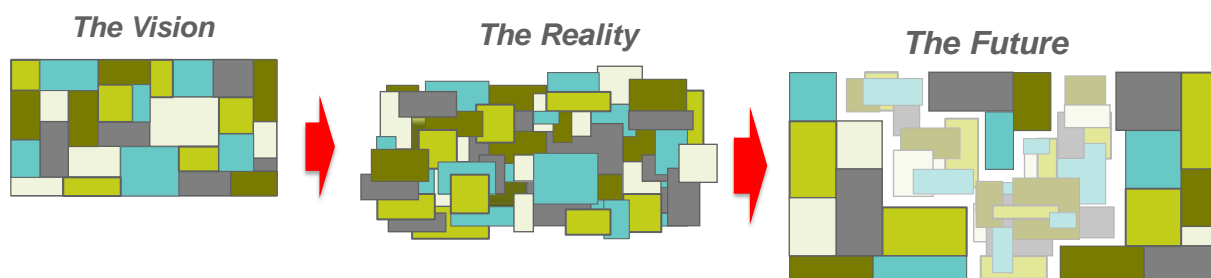


Figure 3: Migrating to a well architected application map

The BIAN 'How-to Guide' series explains the BIAN approach to service oriented architecture (SOA) in detail. In particular it explains how banks can adopt a service based approach incrementally, targeting those areas where existing complexity is constraining the business most or where more flexible and responsive systems are most needed to exploit new business opportunities. More recently the BIAN standard and its perspective on a service-oriented architecture has been considered in the context of specifying standard application programming interfaces (APIs) and the adoption of micro-service architectures.

2 BIAN How-to Guide - Design Principles & Techniques

2.1 Document Introduction

BIAN has developed an approach to business architecture design that identifies business functional capacity partitions and associated service operations that can be selected and assembled to model any bank (or financial institution). The BIAN designs are 'canonical' meaning they can be consistently interpreted by any bank in many different implementation situations. In order to define canonical designs the BIAN approach needs to be fundamentally different from more traditional techniques that adopt process oriented designs. BIAN uses a specific type of Service Oriented Architecture (SOA)

This document describes the key design concepts and techniques employed in the BIAN approach as set out in the next figure:

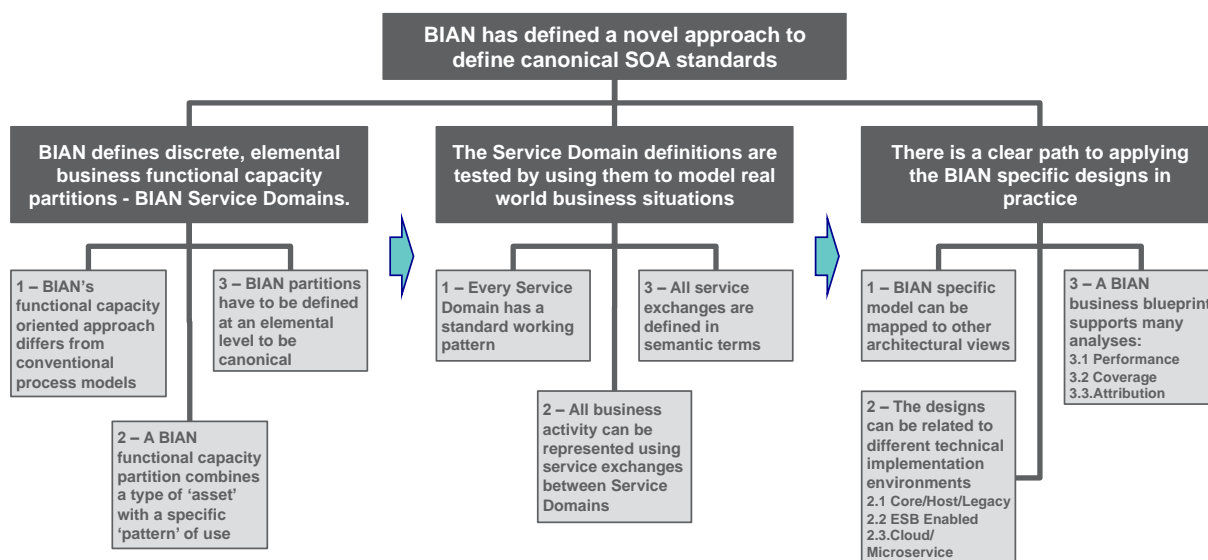


Figure 4: Design principles and techniques

As shown in this Figure, the BIAN design principles and techniques are explained in three main sections:

2.1.1 Business Functional Capacity Partitions

BIAN's approach is based on breaking all banking activity into a collection of discrete business functional capacity building blocks called BIAN Service Domains. The collection of BIAN Service Domains is intended to be comprehensive so that any and all business activity can be supported by a suitable selection of Service Domains interacting through their associated service operations. This section has three sub-sections to fully explain the BIAN Service Domain concept:

- 1. Comparing BIAN's Functional Capacity View to a Process Representation** – More conventional business models use a process description of activity. A process view represents business activity as a linked series of (pre-defined) steps or tasks that are worked through to get to a specific goal. BIAN models the same business activity by identifying discrete business functional capacity building blocks that need to be involved without prescribing any specific sequence of interaction. An analogy can be made by considering route and town planning for a city. A business process is analogous to charting a route through the city. BIAN business functional capacity building blocks are equivalent to the town plan showing all the different types of buildings and infrastructure that would be 'visited' or 'involved' in this (and indeed any possible) journey.
- 2. A BIAN Service Domain Combines an Asset and a Use** – The technique used to isolate a BIAN Service Domain defines its associated business function to be the combination of a type of action or use applied to a type of asset or entity. BIAN has identified a standard list of uses (called functional patterns) and has developed a hierarchical decomposition of the assets or entities (tangible and intangible) that may make up any bank. Each Service Domain combines a single primary functional pattern (for example: 'maintain reference details', 'define and execute a plan') with an asset or entity type (for example 'a piece of equipment', 'a customer relationship').
- 3. BIAN Service Domains are Elemental in Scope** – In order to define canonical functional capacities each Service Domain must fulfill a single/elemental business role. If a Service Domain covers multiple functions then different combinations could apply in different deployment situations and the behaviors would cease to be canonical/standard. The functional patterns and asset decomposition mentioned in the previous section help identify 'elemental' business roles. Some additional considerations are included that are necessary to ensure the designs are indeed canonical for some specific banking activities.

2.1.2 Modeling Real World Behaviors

The specification of the BIAN Service Domains are tested and refined by modeling business behaviors to check that the business function that each performs is indeed well defined and discrete and to reveal the interactions between Service Domains (the semantic 'service operations').

- 1. BIAN Service Domain's Share a Common Structure** – All Service Domains fulfill a unique business purpose acting as a 'service center' providing access to their business functionality through offered service operations and drawing on the services of other Service Domains as they may require. Every Service Domain has an operating pattern characterized by the handling of its 'Control Record'.

The Control Record reflects the combination of the Service Domain's functional pattern that is applied to its associated asset/entity type. Because the functional pattern takes the verb form describing a behavior BIAN

associates a generic artifact with each functional pattern. The generic artifact refers to something more tangible that better represents the control record. For example for the functional pattern 'Design' the associated artifact is a 'Specification'. A Control Record instance is created each time a Service Domain fulfills its role and persists from inception to completion. The Service Domain with the functional pattern 'design' that creates and maintains designs for products has the control record "Product Specification". It will maintain a control record instance detailing the specification of each valid product for as long as it is in use at the bank.

With release 6.0 BIAN introduced an additional level of detail to the Service Domain specification that has been further developed for release 7.0. The mechanism used is the definition of 'behavior qualifier types' that break down the behavioral characteristics of the Service Domain's functional pattern.

This additional detail is used to expand the description of the business information governed and accessed through its offered service operations. It is also used to define a more precise purpose/definition for those individual offered service operations when necessary.

- 2. Business Activity is Modeled as Service Domain Interactions** – Anything that goes on in a bank can be represented using a suitable selection of Service Domains and capturing the pattern of service interactions between them. The primary model representation captures transactional activity using the BIAN Business Scenario, similar in purpose to a high-level business process. The Business Scenario is a simple diagrammatic representation of the involved Service Domains and the archetypal flow of service interactions involved in handling/responding to a business event.

With release 7.0 BIAN builds on the use of wireframe models that capture the known/established service connections between Service Domains with the definition of more detailed business scenarios and associated wireframes as part of the BIAN semantic API initiative. A specific business event may trigger a number of parallel/concurrent threads of activity that can each be captured as business scenarios that resolve asynchronously. These business scenarios can be charted as flows across a suitable wireframe model. This more 'networked view of business activity is explained in more detail in later sections of the guide.

- 3. Service Operations are Defined in Semantic Terms** – The interactions between the Service Domains represent the core of the BIAN industry standard. They are described in semantic terms, covering the main business concepts involved in the interaction in sufficient detail to provide an unambiguous definition that can be consistently interpreted in implementation. With release 7.0 BIAN has added significant detail to the service operation specifications for a proportion of the model

2.1.3 The BIAN Standard can be Interpreted in Different Situations

The BIAN standard provides a partitioned view of business functionality that can be captured in different technical notations and applied/interpreted in different technical implementation environments. The BIAN standard can be used in two broad ways – one as a high level design specification for targeted solution implementation, the other to define a stable blueprint of the enterprise for business and technical planning and analysis activities.

1. **BIAN is a Business Model View that can be Mapped** – Defined at the business architecture level the BIAN Service Landscape bridges between the high-level business model/strategy and the many underlying implementation level architectural views. BIAN's Service Landscape semantic service operations can be consistently mapped to established industry messaging standards and proprietary message definitions. The functioning and role of the BIAN Service Domain can also be related to conventional implementation level architectural views such as process and data models.
2. **Applying BIAN Designs in Different Technical Environments** – The BIAN Service Domain and associated service operations define business functional partitions and the interfaces between them. This high level specification of business behavior can be interpreted as a high level design for a range of technical environments. Three main environments are considered:
 - As a framework to better structure/align 'monolithic' legacy technologies.
 - As a design for service-enabling business applications using technologies such as an enterprise service bus (ESB)
 - As a schema for 'container' type service enabled partitions for highly distributed 'cloud' type technologies and more recently one interpretation of a micro-service architecture
3. **Using BIAN to Define an Enterprise Blueprint** – Using the BIAN Service Domains as the building blocks of an enterprise blueprint. A key property of the Service Domain is that its business purpose/role does not change over time. The way a Service Domain works or achieves its purpose can change as practices and enabling solutions evolve but its core business purpose is stable. As a result, a business blueprint defined using Service Domains is also highly stable and suited to different types of analysis. Three general categories are defined:
 - Setting and tracking performance
 - Mapping and evaluating coverage
 - Associating behavioral attributes to better specify requirements.

3 BIAN How-to Guide – Developing Content

3.1 Document Introduction

BIAN has established an internal organization with central oversight and support functions, and a collection of specialist Working Groups that develop the BIAN standard content. For consistency a common approach to content development is used across all teams. This second document in the How-to Guide series describes the BIAN approach, guidelines, supporting templates and tooling. It is set out as summarized in the figure below:

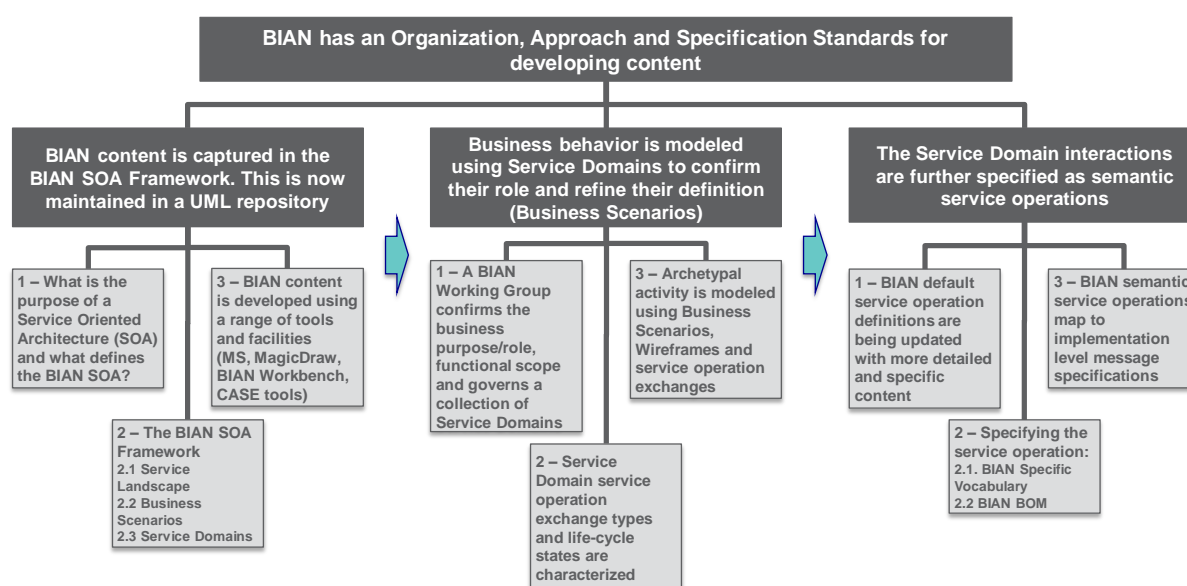


Figure 5: Developing Content

The main teams providing central oversight and support for the content development Working Groups are:

1. **Architecture Framework & Foundation (AF&F)** – is a unit responsible for defining the design techniques, guidelines, naming conventions and standard terms used by the content definition Working Groups. A team within the AF&F unit is responsible for developing UML based tooling and repository support for content capture. A second AF&F team is developing the BIAN business object model (BOM) – currently being defined as an extension of the ISO20022 Business Model (a conceptual business component model)
2. **Service Landscape** – is a unit that oversees the general layout of the top level Service Landscape diagram and assigns definition and access rights to the Service Domains for the Working Groups. At this time the Service Landscape team has been combined with the AF&F team

3. **Architecture Committee** – in addition to a range of general architectural oversight responsibilities, the Architecture Committee coordinates with the two prior named units to approve the definition of new and any updates to existing Service Domains in the BIAN Service Landscape

As shown in the above figure the BIAN content development approach is explained in three main sections:

3.1.1 The BIAN Standard is Captured in the BIAN SOA Framework

There are common reasons for adopting of a Service Oriented Architecture (SOA). BIAN has developed a specific approach to SOA that is needed to define canonical designs (designs that can be consistently interpreted by any organization). The BIAN designs are assembled in a framework using a range of supporting tools and facilities.

1. **What is the purpose of SOA and how has BIAN applied it - Service Oriented Architectures** model business activity in a particular way that is intended to leverage service based operational approaches and technologies. BIAN has extended the general SOA design concept in order to identify generic business functional partitions that can be service enabled and more importantly that represent the elemental building blocks of any bank as is needed to establish an industry standard
2. **The BIAN SOA Framework** – BIAN's designs are captured in a framework that consists of a high-level reference landscape that captures all of the generic business functional capacities referred to as BIAN Service Domains. The framework also records the nature of the service exchanges between Service Domains defined as service operations that are required to support business execution. A modeling technique referred to as the BIAN Business Scenario is a mechanism used to identify and specify the involved Service Domains and associated service operations. In more recent releases the Business Scenario view has been augmented with BIAN wireframes that show the established service connections between groupings of Service Domains
3. **Content development is supported by tools & facilities** - Content development originally done in productivity tools such as Excel and PowerPoint is now captured in an interactive UML repository. BIAN uses a proprietary 'workbench' tool to help capture content and is making increasing use of exports to CASE tools to assist in the development and presentation of BIAN content.

3.1.2 Business Behavior is modeled using Service Domains

The general behaviors that might be found in any bank are used to refine the definition of Service Domains and the interactions between them. It is important to note that the developed models of behavior (Business Scenarios) and the associated wireframes are archetypal and only used to clarify the workings of Service Domains. They are not intended to represent desired behaviors and are not part of the BIAN standard

1. **Working Groups govern Service Domains** - Each Working Group has an associated area of business expertise. The scope covered by individual Working Groups is defined in their charter so that collectively Working Groups cover the whole landscape with no overlaps between them. (Note that there are some areas of the landscape assigned to Working Groups that are not currently active.) The governance for the specification of Service Domains within a business area is assigned to a Working Group. The Working Group is then responsible for the initial design and any subsequent updates to its collection of Service Domains.
2. **Standard actions and states are associated with Service Domain exchanges** – All Service Domains have a common operating behavior: they perform a single dominant function to occurrences of a single type of asset or entity – for example one might handle the ‘operation’ of a ‘piece of equipment’. One instance of a Service Domain fulfilling its assigned business role from start to finish is managed using a pattern or structure called a ‘Control Record’. The design approach is fully described in the ‘How-to Guide – Design Principles and Techniques.’ In this document a number of standards/checklist items are used to define the behavior of Service Domains:

2.1 Service Domain states – based on working of the Service Domain general operating states are defined

2.2 Service operation action types – a standard range of service exchange types or ‘actions’ can be associated with the service operations

3. **Archetypal activity is modeled using Business Scenarios and Wireframes** – The main mechanism used to model interactions and clarify the nature of the service exchanges between Service Domains is the Business Scenario. This simple technique identifies the involved Service Domains and the service operation exchanges associated with handling some kind of business event or transaction. The modeled flow is archetypal using a representative example to clarify the roles of Service Domains. A Business Scenario is not intended to define a standard process but is simply one viable example of possible behavior. It is also not intended to be necessarily exhaustive or complete, it merely needs to include sufficient context to expose the targeted actions of the Service Domains being considered. The scenarios will often need to reference Service Domains that are handled by other Working Groups and the central BIAN administration helps coordinate these dependencies to ensure the referenced service operations are developed by their respective host Working Groups.

With release 7.0 and the semantic API initiative there is continuing use of BIAN Wireframes that capture the patterns of established service connections between collections of Service Domains. The wireframe provides a stable framework for various types of requirements analysis. Individual business scenarios can be traced as flows that traverse the connections in a wireframe model. The wireframe view is useful for mapping/scoping out existing and

planned systems developments. It is also useful to model business events that result in cascades of potentially asynchronous activity that can be captured as a related collection of business scenarios that can be traced across the wireframe rather like journeys can be traced on a map

In addition to transactional interactions, there is background coordination between some Service Domains that may not be readily represented using Business Scenarios. BIAN is considering techniques to capture this kind of 'referential consistency' service operation traffic.

3.1.3 Service Domain Interactions

Finally the specification of the service operation exchanges between Service Domains is broken down to a level of detail that unambiguously defines the interaction and that is sufficient to match to underlying system message exchanges where appropriate

1. **A framework defines the exchange content** – Each Service Domain has a default set of candidate service operations. The defaults selected from a standard list of 'action terms' that each characterize a type of service operation. The default selection is based on the specific functional pattern of the Service Domain. Outline descriptions of the service operation are generated based on properties of the Service Domain in particular its control record.

Earlier releases of the BIAN Service Landscape used a standard template to define generic types of input and output parameters in order to provide an basic description of the service operations. As noted the template used business concepts inferred from the Service Domain's control record.

Since the V6.0 release and the more recent V7.0 release BIAN has continued to develop more detailed definitions specific to individual Service Domains as part of the BIAN semantic API initiative. These extended definitions are coupled with the development of the BIAN Business Object Model that is an extended version of the ISO20022 Business Model. These more detailed specifications are being used to progressively replace the outline service operation descriptions across the BIAN Service Landscape. The updated service operation content is ratified by a combination of business data analysis and business scenario modeling by the BIAN Working Groups.

2. **A vocabulary for all BIAN specific terms** – The BIAN standard has defined many terms. Already mentioned are the BIAN functional patterns and service operation action terms. All BIAN specific terms, including the Service Domain definitions are defined and recorded in a BIAN business vocabulary. This is integrated with the UML based content repository and presentation tooling.

The vocabulary of BIAN terms is separate from the BIAN Business Object Model that is being developed. The BIAN BOM details the business

information governed by the Service Domains and exchanged in service operations. As noted it is an extended version of the ISO20022 Business Model.

3. **The semantic service operation can be mapped to messages** – the intent behind the semantic service operation is that it can be mapped to the underlying message specifications for machine to machine and person to machine interactions where they have been defined. The BIAN service operations are mapped differently depending on the technical environment and nature of the messages themselves.

4 BIAN How-to Guide – Applying the BIAN Standard

4.1 Document Introduction

The BIAN standards define generic business functional capacity partitions (Service Domains) and their semantic service operations. In order to map these standard designs to a specific organization they need to be selected, adapted and assembled to match the operational scope and structure of organization. BIAN’s high level conceptual definitions can then be mapped to more detailed implementation level technical designs to support solution development. The BIAN Service Domains can also be used as the building blocks to assemble an enterprise’s business ‘blueprint’ that can be used for a wide range of planning and analysis uses. This third document of the BIAN ‘How-to Guide’ presents initial guidelines for applying the BIAN designs as summarized in the figure below:

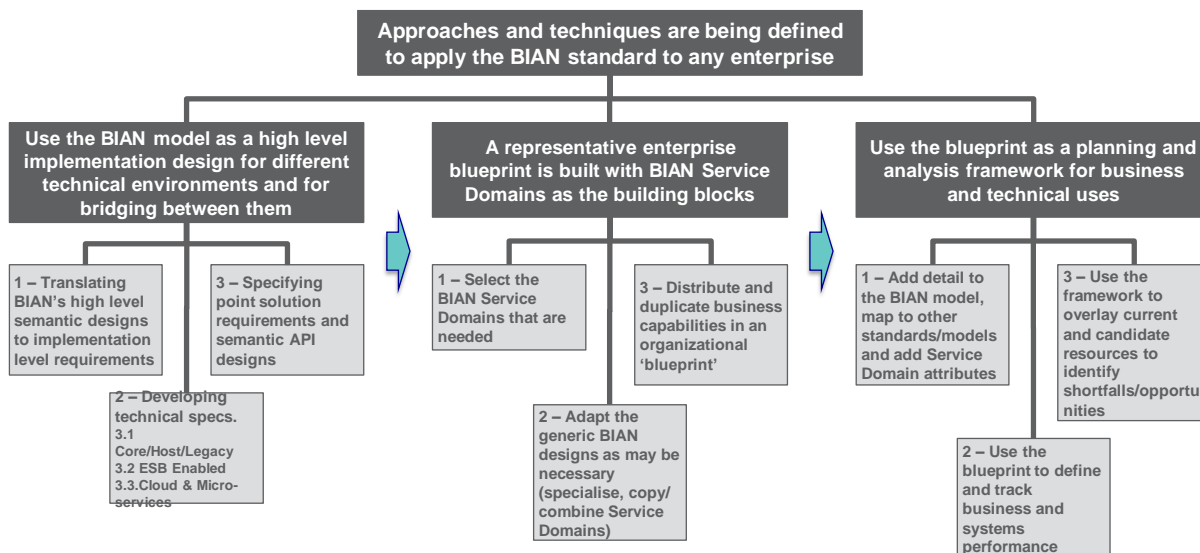


Figure 6: Applying the BIAN standard

The guidelines presented in this document will be continually expanded and refined based on the experiences and feedback of BIAN members and other industry practitioners. As shown in the above figure, the evolving approach to applying the BIAN standard is explained in three main sections.

4.1.1 Using BIAN Specifications as a High Level Implementation Design

The BIAN conceptual designs provide a starting point for defining systems requirements. This can be used to re-purpose/re-align existing systems, to select and configure commercial packages or to develop bespoke solutions. The BIAN conceptual designs need to be interpreted differently depending on the target technical environment. Outline guidelines are provided for three discrete situations:

1. **Translating BIAN's high level semantic designs into software specifications** – the high level semantic designs need to be extended in detail to provide requirements definitions that can guide solution development
2. **Dealing with different technical environments** – the BIAN designs are interpreted differently for different types of technical environments broadly representing stages of evolution towards service enablement

2.1 Rationalizing core/legacy host structures – applies typically to established host mainframe solutions

2.2 Service enabling host applications using an ESB – applies to application orchestration/process assembly solution environments that often are used to wrap/repurpose legacy hosts systems

2.3 Dealing with highly distributed environments – applies to solutions built using the rapidly evolving Internet and cloud technologies and more recently micro-service architectures

3. **Specifying Point Solutions** – first a general approach for using the BIAN designs to specify a targeted/point solution using existing business applications, new development and integrating commercial packages as appropriate. In addition to this more general project approach BIAN has developed a guide that is specifically addresses the use of BIAN to specify application program interfaces (APIs). This guide is presented as a separate document.

Note that by aligning solutions to an enterprise blueprint it is not only possible to support development in a range of technical environments but also better to integrate solutions built in different technical environments that are aligned to the same model

4.1.2 Assembling a Representative Enterprise Blueprint

The BIAN Service Landscape contains one of each identified Service Domain organized in a reference framework. The landscape's coverage is intended to include any and all capabilities that may be required in any bank. The landscape does not lay out the Service Domains to represent the organizational structure of any specific enterprise. In particular many Service Domains will typically need to be duplicated to support different locations and/or lines of business of an enterprise. To interpret the BIAN standard for some types of analysis it can help to first assemble a 'blueprint' of the organization using BIAN Service Domains as the building blocks.

1. **Select Service Domains that Match the Enterprise Activity** – the first step involves filtering away Service Domains that support capabilities that are not needed by the target enterprise (for example excluding some kind of product/service capabilities or some channel specific activity).
2. **Adapt the General BIAN Specifications as Necessary** – the BIAN Service Domain specifications cover the core/general actions performed. These specifications may need to be adapted to reflect the prevailing situation at a specific bank. Features of the Service Domain (and its service operations) may need to be specialized to reflect geopolitical considerations, enterprise specific scale/performance considerations or to handle unique advanced/differentiating behaviors. Furthermore the scoping decisions applied to define a Service Domain's control record (and the 'granularity' of its operation) may need to be adjusted by either combining or duplicating and specializing Service Domains.
3. **Assemble Service Domains in a Structure Matching the Enterprise** – the final and most complicated step in assembling the enterprise blueprint involves organizing the Service Domains in a structure that matches the enterprise's (current or its target) operating structure. This involves handling considerations such as recognizing parallel business activities (for example multiple lines of business), capturing centralized operations/activities and reflecting the legal entity/reporting structure.

4.1.3 An Enterprise Blueprint is a Framework for Analysis

The roles played by Service Domains tend to be highly enduring. As a result an enterprise view built using them is also highly stable. Such a blueprint can be used as a framework for a wide range of business and technical planning and analysis activities. This representation is referred to as the M⁴Bank model within BIAN and is an area for future development. (The '4' in the title refers to the different organizational dimensions handled in the model as described in the guide)

1. **The BIAN Specifications can be Augmented** – The BIAN high-level conceptual designs can be augmented to define a 'target state' model retaining the organizing framework of the Service Domain functional partitions and their service operations. BIAN is developing repeatable mapping techniques and has examples linking BIAN designs to established implementation level industry standards (e.g. for messaging: ISO 20022).

Another important use of the enterprise blueprint is to associate a wide range of behavioral attributes with Service Domains – for example comparative cost, security requirements, operational criticality. The range of possible attributes is practically unlimited. In combination the attributions provide insights into business and technical planning and evaluation.

- 2. Track Business and Technical Performance** – An enterprise blueprint provides a stable and comprehensive view of the constituent parts of an organization (resolved to individual Service Domain functionality). This framework can subsequently be used to set goals and track business and technical performance

- 3. Overlay Resources to Identify Shortfalls** – As the enterprise blueprint provides a non-overlapping view of the business functions that make up an organization it can be used to overlay resources (such as staff assignments, production applications) to identify shortfalls in coverage – e.g. gaps, duplication, misalignment.